

Scaled data based on original data using  
LM-79-08 Approved Method: Electrical and Photometric Measurements of Solid-  
State Lighting Products

Test Report Prepared for  
Cooper Lighting Solutions  
(formerly Eaton)

Brand: INVUE

Report Number: P141081

Luminaire Tested: **ECM-E03-LED-E1-SL3-7050**

Issue Date: 03/03/2020

**Test Information**

Test Method: LM-79-08  
Report Number: P141081  
REPORT IS SCALED FROM IESNA LM-79-08 TEST DATA (P33691)  
Test Lab: INNOVATION CENTER-P3  
Issue Date: 03/03/2020  
Manufacturer: COOPER LIGHTING SOLUTIONS (FORMERLY EATON)  
Product Line: INVUE  
Catalog Number: ECM-E03-LED-E1-SL3-7050  
Description: EPIC CLASSICAL MEDIUM DECORATIVE LED LUMINAIRE  
(3) LIGHTBARS WITH AccuLED OPTICS - TYPE 3 W/ SPILL LIGHT CONTROL  
Light Source: (63) 5000K CCT, 70 CRI LEDs  
Ballast/Driver: -

**Summary**

Lumens per Lamp: N/A  
Luminaire Lumens: 8908.3 lumens  
Efficiency: N/A  
Efficacy: 118.5 lumens/watt  
Luminous Opening: Rectangular (W 0.5' x L: 1' x H: 0')  
IES Classification: Type III - Short - Semi-Cutoff  
BUG Rating: B2 - U0 - G2

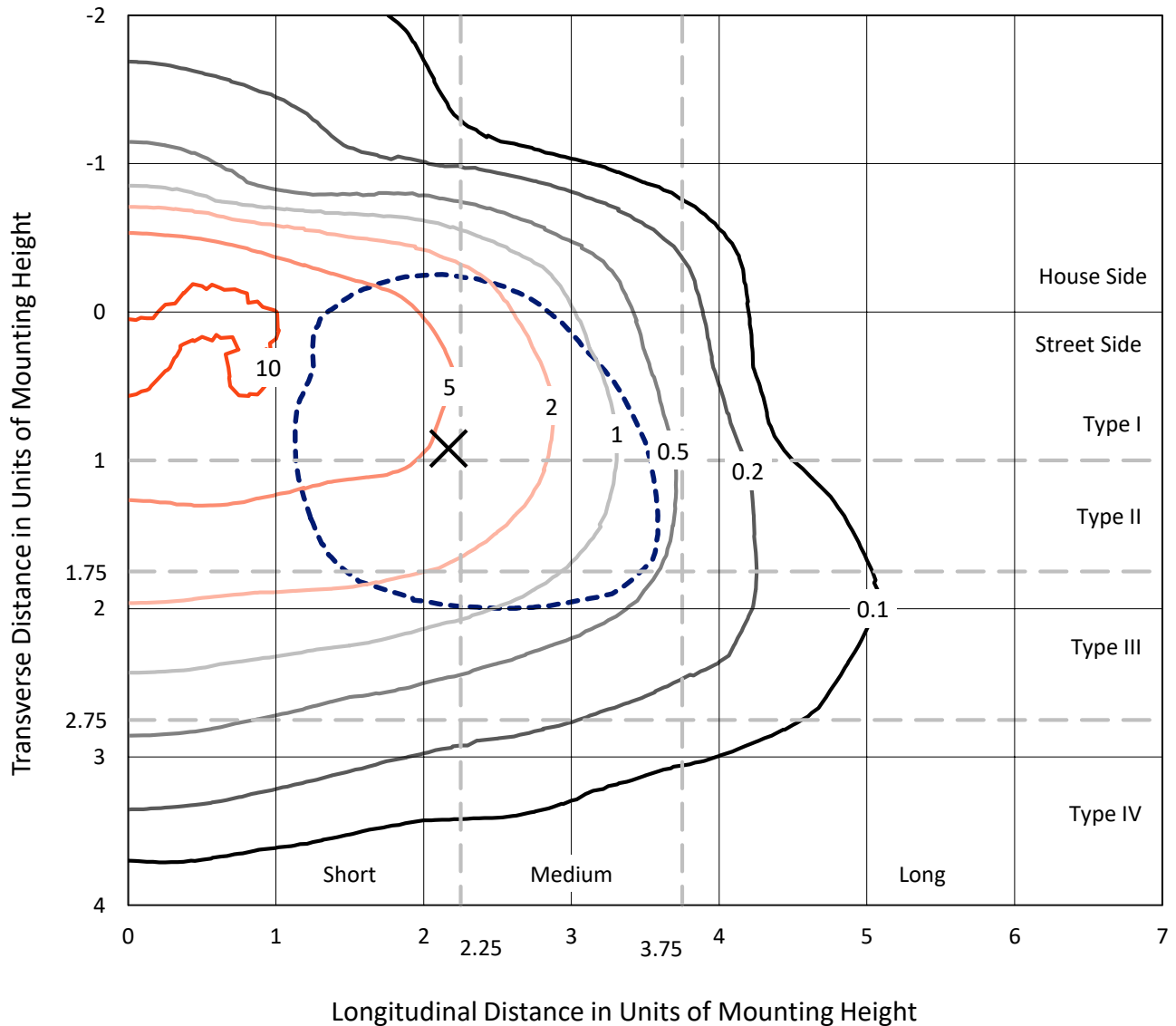
Input Watts (W): 75.2  
Input Voltage (V): NR  
Input Current (Ain): NR  
Voltage Rise (V): NR  
Power Factor: NR  
Total Harmonic Distortion (THDi): NR  
Frequency (hertz): 60  
Stabilization Time: NR  
Operation Time: NR  
Ambient Temperature (°C): NR  
Test Distance: 25 FT



REPORT NUMBER: P141081  
 CATALOG NUMBER: ECM-E03-LED-E1-SL3-7050

### Iso-Footcandle Lines of Horizontal Illumination

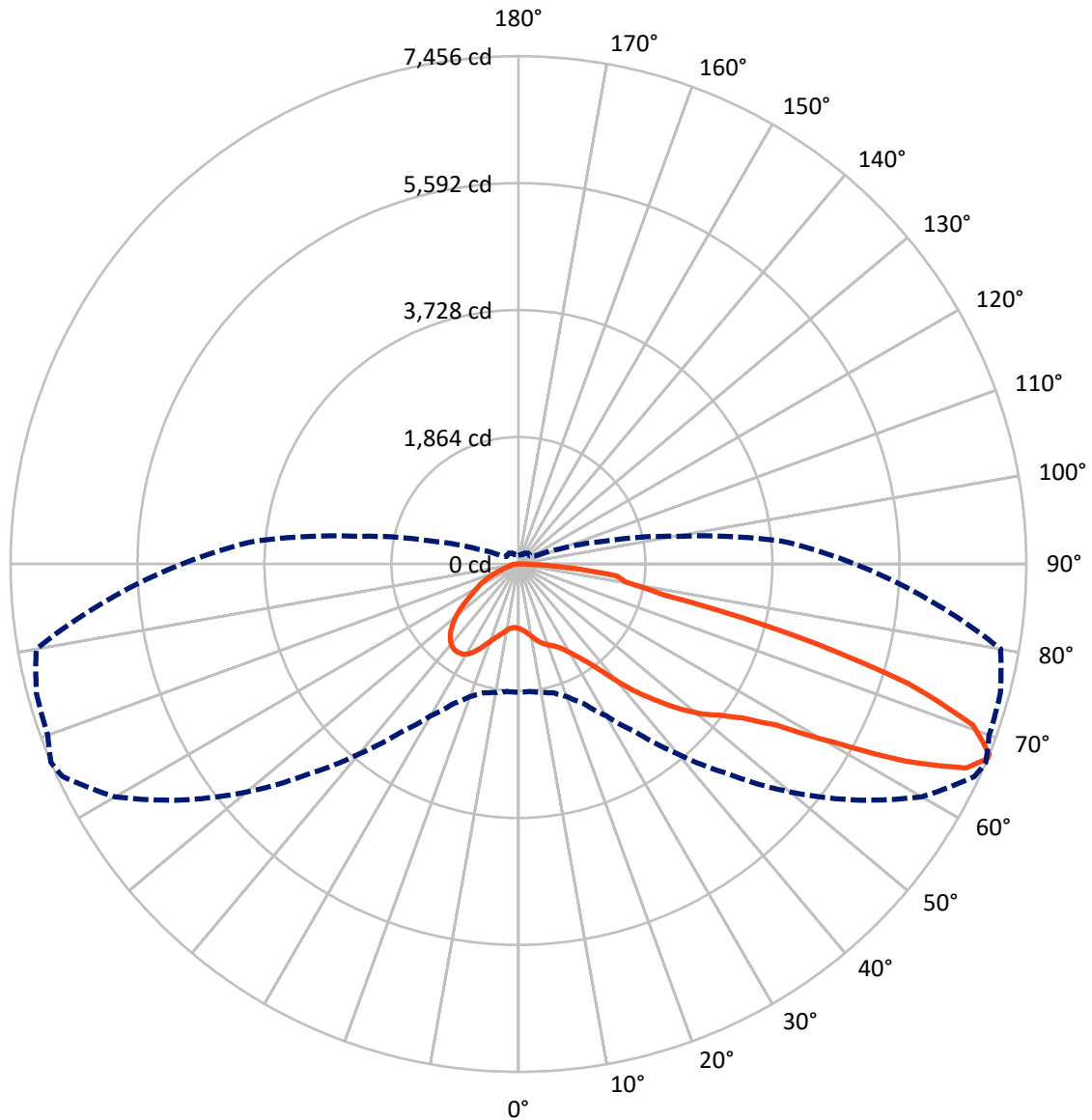
× Max cd  
 - - - 1/2 Max cd



Based on 10 foot mounting height. Maximum calculated value = 12.4 fc  
 Type III - Short - Semi-Cutoff

REPORT NUMBER: P141081  
CATALOG NUMBER: ECM-E03-LED-E1-SL3-7050

### Luminous Intensity Polar Plot



— Vertical Plane Through 67-Deg Lateral    - - - Horizontal Cone Through 67-Deg Vertical

REPORT NUMBER: P141081

CATALOG NUMBER: ECM-E03-LED-E1-SL3-7050

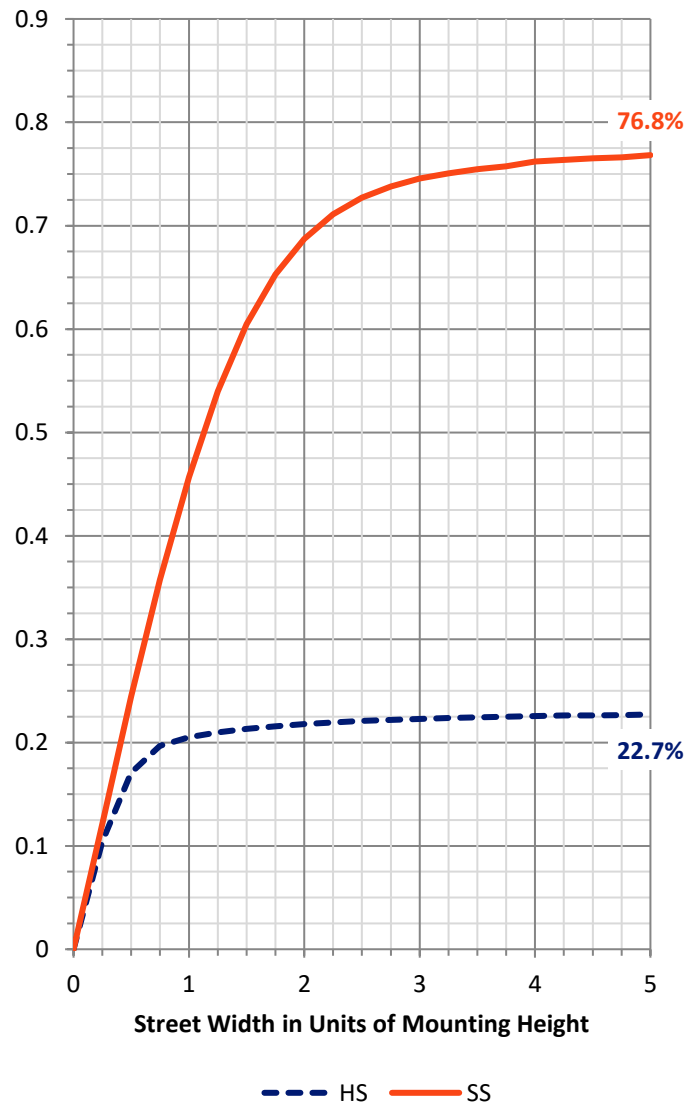
**FLUX DISTRIBUTION:**

		Downward	Upward	Total
<b>House Side</b>	Lumens	2049.4	0.0	2049.4
	% Fixture	23.0	0.0	23.0
<b>Street Side</b>	Lumens	6858.9	0.0	6858.9
	% Fixture	77.0	0.0	77.0
<b>Total</b>	Lumens	8908.3	0.0	8908.3
	% Fixture	100.0	0.0	100.0

**Coefficient of Utilization**

**ZONAL LUMENS:**

Zone	Lumens	% Fixture
0°-10°	94.7	1.1
10°-20°	327.6	3.7
20°-30°	583.1	6.5
30°-40°	838.3	9.4
40°-50°	1277.6	14.3
50°-60°	1866.2	20.9
60°-70°	2514.6	28.2
70°-80°	1234.6	13.9
80°-90°	171.7	1.9
90°-100°	0.0	0.0
100°-110°	0.0	0.0
110°-120°	0.0	0.0
120°-130°	0.0	0.0
130°-140°	0.0	0.0
140°-150°	0.0	0.0
150°-160°	0.0	0.0
160°-170°	0.0	0.0
170°-180°	0.0	0.0
0°-90°	8908.3	100.0
0°-180°	8908.3	100.0



REPORT NUMBER: P141081

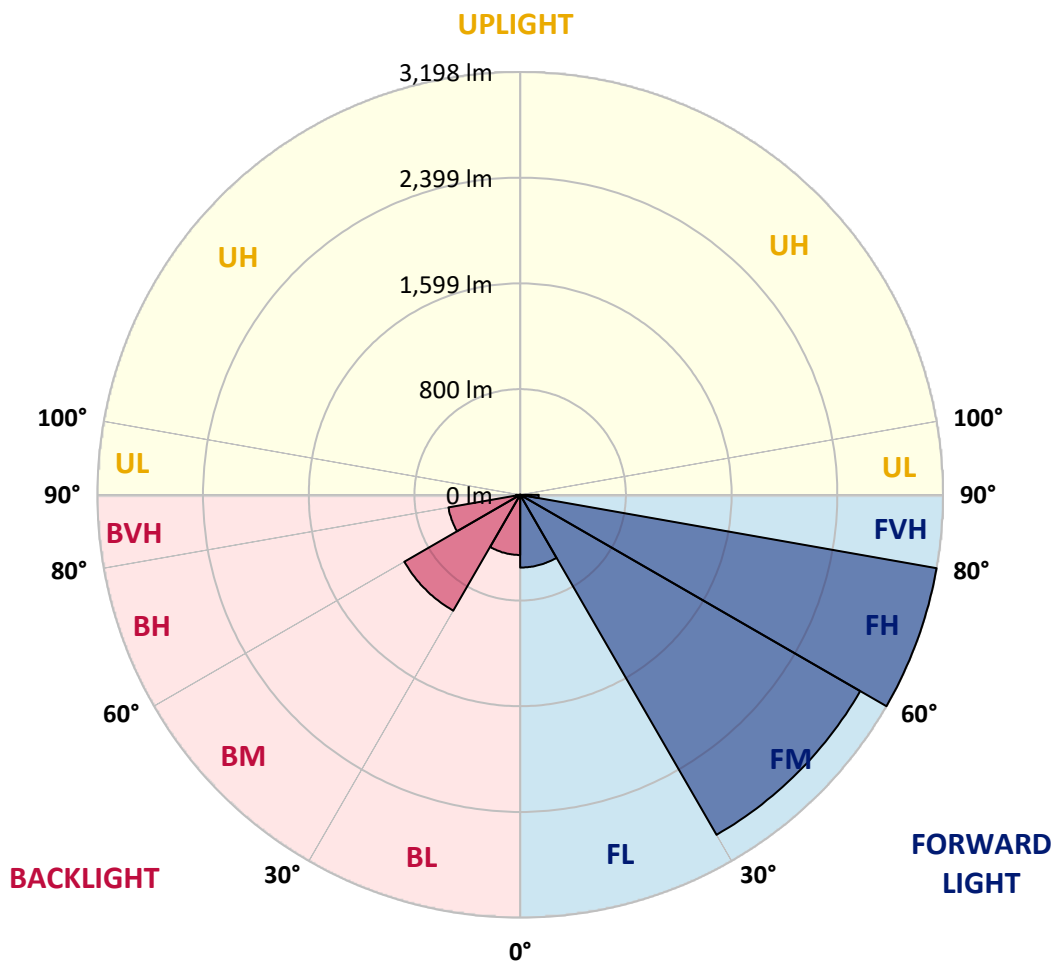
CATALOG NUMBER: ECM-E03-LED-E1-SL3-7050

**LUMINAIRE CLASSIFICATION SYSTEM LUMEN TABLE AND BUG RATING:**

Zone		Lumens	% Fixture	Zone Rating/Lumen Limit		
				B	U	G
FL	(0°-30°)	550.3	6.2			
FM	(30°-60°)	2969.8	33.3			
FH	(60°-80°)	3198.1	35.9			G2/5000
FVH	(80°-90°)	140.7	1.6			G2/225
BL	(0°-30°)	455.1	5.1	B1/500		
BM	(30°-60°)	1012.3	11.4	B2/2500		
BH	(60°-80°)	551.1	6.2	B2/1000		G2/1000
BVH	(80°-90°)	30.9	0.3			G1/100
UL	(90°-100°)	0.0	0.0		U0/0	
UH	(100°-180°)	0.0	0.0		U0/0	

**BUG Rating: B2-U0-G2**

Type III Short





REPORT NUMBER: P141081

CATALOG NUMBER: ECM-E03-LED-E1-SL3-7050

**CANDELA DISTRIBUTION (FULL):**

	0°	5°	10°	15°	20°	25°	30°	35°	40°	45°	50°
0°	945.0	945.0	945.0	945.0	945.0	945.0	945.0	945.0	945.0	945.0	945.0
2.5°	994.3	989.2	993.3	992.2	989.2	985.1	987.1	984.0	982.0	978.9	975.8
5°	1058.9	1055.9	1053.8	1050.7	1048.7	1045.6	1043.5	1038.4	1031.2	1026.1	1022.0
7.5°	1122.6	1121.5	1118.5	1114.4	1106.1	1104.1	1096.9	1091.8	1085.6	1075.4	1067.1
10°	1197.5	1196.4	1191.3	1185.2	1175.9	1166.7	1158.5	1146.2	1133.8	1124.6	1117.4
12.5°	1287.8	1282.6	1272.4	1264.2	1253.9	1239.5	1226.2	1211.8	1194.4	1180.0	1171.8
15°	1378.1	1371.9	1363.7	1352.4	1337.0	1317.5	1298.0	1276.5	1249.8	1231.3	1220.0
17.5°	1451.9	1447.8	1438.6	1423.2	1407.8	1384.2	1358.6	1328.8	1296.0	1268.3	1250.8
20°	1505.3	1501.2	1486.8	1468.4	1447.8	1421.2	1393.5	1360.6	1321.6	1287.8	1268.3
22.5°	1527.9	1521.7	1505.3	1480.7	1453.0	1420.1	1390.4	1362.7	1326.8	1301.1	1280.6
25°	1535.1	1527.9	1506.3	1475.5	1439.6	1397.6	1363.7	1342.1	1320.6	1311.4	1304.2
27.5°	1530.9	1524.8	1501.2	1463.2	1415.0	1365.7	1329.8	1314.4	1315.5	1332.9	1341.1
30°	1516.6	1509.4	1487.9	1445.8	1394.5	1341.1	1309.3	1304.2	1327.8	1371.9	1404.7
32.5°	1493.0	1487.9	1470.4	1434.5	1388.3	1342.1	1319.6	1330.9	1371.9	1440.7	1497.1
35°	1486.8	1485.8	1477.6	1458.1	1424.2	1394.5	1385.2	1417.1	1484.8	1579.2	1651.0
37.5°	1485.8	1490.9	1495.0	1495.0	1487.9	1485.8	1513.5	1557.6	1658.2	1776.2	1893.2
40°	1506.3	1515.6	1536.1	1562.8	1588.4	1625.4	1681.8	1764.9	1869.6	2013.2	2158.9
42.5°	1569.9	1590.5	1625.4	1671.5	1738.2	1807.0	1898.3	2001.9	2136.4	2281.0	2425.7
45°	1694.1	1723.9	1749.5	1822.4	1910.6	1991.7	2110.7	2247.2	2394.9	2576.6	2732.5
47.5°	1858.3	1879.8	1933.2	2010.1	2117.9	2233.8	2348.8	2467.8	2645.3	2835.1	3023.9
50°	2022.5	2038.9	2095.3	2185.6	2327.2	2454.4	2585.8	2703.8	2856.7	3057.8	3242.5
52.5°	2144.6	2167.1	2216.4	2304.6	2463.7	2608.4	2758.2	2888.5	3060.9	3241.5	3434.4
55°	2228.7	2243.1	2288.2	2374.4	2524.2	2689.4	2858.7	3018.8	3224.0	3428.2	3620.1
57.5°	2242.0	2256.4	2297.5	2373.4	2519.1	2692.5	2886.4	3082.4	3330.7	3600.6	3852.0
60°	2226.6	2237.9	2273.8	2336.4	2473.9	2663.8	2894.6	3140.9	3446.7	3794.5	4153.7
62.5°	2157.9	2169.2	2202.0	2253.3	2375.4	2580.7	2870.0	3227.1	3611.9	4049.0	4575.4
65°	2028.6	2035.8	2066.6	2107.6	2230.8	2439.1	2758.2	3209.7	3742.2	4337.3	5018.7
67°	1881.9	1878.8	1913.7	1954.7	2067.6	2259.5	2571.4	3015.7	3638.6	4359.9	5204.4
67.5°	1836.7	1844.9	1878.8	1907.5	2017.3	2203.0	2501.6	2940.8	3550.3	4308.6	5201.3
70°	1516.6	1532.0	1550.4	1568.9	1665.4	1801.8	2021.4	2446.2	2938.8	3657.0	4722.1
72.5°	1040.5	1009.7	1023.0	1016.9	1046.6	1132.8	1285.7	1659.2	2050.2	2667.9	3505.2
75°	527.4	561.3	557.2	582.8	624.9	679.3	750.1	889.6	1196.4	1559.7	2169.2
77.5°	295.5	287.3	316.0	322.2	346.8	404.3	529.5	713.1	853.7	1002.5	1226.2
80°	134.4	148.8	158.0	143.7	148.8	161.1	209.3	328.4	552.0	840.4	966.6
82.5°	74.9	80.0	93.4	94.4	98.5	101.6	109.8	127.2	171.4	346.8	682.4
85°	47.2	49.3	62.6	68.7	71.8	71.8	71.8	75.9	87.2	102.6	176.5
87.5°	17.4	18.5	28.7	38.0	39.0	36.9	34.9	40.0	36.9	38.0	57.5
90°	0.0	0.0	0.0	0.0	0.0	0.0	0.0	0.0	0.0	0.0	0.0



REPORT NUMBER: P141081

CATALOG NUMBER: ECM-E03-LED-E1-SL3-7050

**CANDELA DISTRIBUTION (continued):**

	55°	60°	65°	67°	70°	75°	80°	85°	90°	95°	100°
0°	945.0	945.0	945.0	945.0	945.0	945.0	945.0	945.0	945.0	945.0	945.0
2.5°	973.8	969.7	965.6	964.5	961.5	959.4	954.3	950.2	946.1	943.0	939.9
5°	1012.8	1004.6	997.4	994.3	990.2	985.1	974.8	967.6	961.5	955.3	949.1
7.5°	1056.9	1046.6	1036.4	1032.3	1026.1	1016.9	1005.6	997.4	987.1	977.9	969.7
10°	1106.1	1094.9	1086.6	1082.5	1077.4	1064.1	1056.9	1042.5	1031.2	1018.9	1008.7
12.5°	1159.5	1154.4	1143.1	1139.0	1133.8	1124.6	1114.4	1102.0	1087.7	1074.3	1062.0
15°	1207.7	1199.5	1192.3	1191.3	1188.2	1183.1	1169.8	1156.4	1144.1	1126.7	1116.4
17.5°	1237.5	1234.4	1233.4	1232.4	1230.3	1227.2	1221.1	1206.7	1195.4	1181.0	1166.7
20°	1256.0	1259.0	1264.2	1268.3	1270.3	1272.4	1269.3	1254.9	1243.6	1231.3	1219.0
22.5°	1275.4	1283.7	1297.0	1303.2	1310.3	1320.6	1318.5	1309.3	1303.2	1288.8	1279.6
25°	1303.2	1319.6	1342.1	1350.4	1363.7	1377.0	1380.1	1375.0	1368.8	1358.6	1358.6
27.5°	1350.4	1374.0	1403.7	1421.2	1434.5	1453.0	1459.1	1456.0	1457.1	1450.9	1465.3
30°	1424.2	1457.1	1497.1	1515.6	1532.0	1553.5	1557.6	1563.8	1559.7	1571.0	1588.4
32.5°	1536.1	1577.1	1618.2	1635.6	1650.0	1672.6	1685.9	1681.8	1696.2	1703.3	1728.0
35°	1708.5	1749.5	1781.3	1784.4	1800.8	1813.1	1825.4	1821.3	1860.3	1875.7	1889.1
37.5°	1946.5	1981.4	2000.9	1993.7	1974.2	1997.8	2014.2	2038.9	2063.5	2091.2	2041.9
40°	2255.4	2310.8	2302.6	2292.3	2255.4	2260.5	2267.7	2281.0	2322.1	2312.8	2172.3
42.5°	2548.8	2605.3	2596.0	2584.8	2535.5	2509.9	2529.3	2553.0	2575.5	2488.3	2279.0
45°	2845.4	2896.7	2852.6	2868.0	2823.8	2812.6	2850.5	2863.9	2838.2	2678.1	2369.3
47.5°	3153.2	3208.6	3187.1	3171.7	3139.9	3136.8	3158.4	3178.9	3077.3	2815.6	2437.0
50°	3389.2	3471.3	3460.0	3450.8	3415.9	3411.8	3463.1	3477.5	3294.8	2961.3	2504.7
52.5°	3570.8	3677.6	3698.1	3685.8	3677.6	3679.6	3827.4	3805.8	3553.4	3137.8	2583.7
55°	3785.3	3896.1	3971.0	3986.4	4006.9	4036.7	4329.1	4297.3	3910.5	3392.3	2666.8
57.5°	4069.5	4274.8	4387.6	4457.4	4513.8	4706.7	5078.2	4956.1	4405.1	3720.7	2765.4
60°	4488.2	4895.5	5129.5	5307.0	5418.9	5755.4	6205.9	5756.5	4979.7	4114.7	2894.6
62.5°	5160.3	5825.2	6272.6	6373.1	6420.3	6740.5	7062.7	6369.0	5394.2	4375.3	2915.2
65°	5811.9	6643.0	7165.3	7223.8	7188.9	7275.1	7365.4	6387.5	5297.8	4252.2	2675.1
67°	6041.7	6835.9	7384.9	7455.7	7353.1	7325.4	7187.9	6050.9	4937.6	3874.6	2340.5
67.5°	6029.4	6813.3	7382.8	7454.7	7353.1	7308.9	7106.8	5915.5	4796.0	3782.2	2275.9
70°	5557.4	6310.5	6944.7	7079.1	7022.7	6905.7	6368.0	5010.5	3974.1	3102.9	1754.6
72.5°	4511.8	5325.5	5828.3	5977.1	6017.1	5716.4	4742.7	3507.2	2864.9	2217.4	1272.4
75°	3029.1	3837.6	4249.1	4174.2	3931.0	3419.0	2503.7	1850.1	1569.9	1289.8	787.0
77.5°	1717.7	2341.6	2309.8	2180.5	1975.3	1462.2	710.1	384.8	367.3	428.9	333.5
80°	1147.2	1443.7	1542.2	1592.5	1581.2	1081.5	293.5	148.8	128.3	128.3	126.2
82.5°	957.4	1247.7	1412.9	1457.1	1357.5	821.9	175.5	97.5	78.0	87.2	97.5
85°	403.3	629.0	832.2	800.4	636.2	320.1	89.3	51.3	51.3	67.7	85.2
87.5°	97.5	144.7	204.2	198.0	159.0	73.9	45.1	31.8	31.8	52.3	73.9
90°	0.0	0.0	0.0	0.0	0.0	0.0	0.0	0.0	0.0	0.0	0.0





REPORT NUMBER: P141081

CATALOG NUMBER: ECM-E03-LED-E1-SL3-7050

**CANDELA DISTRIBUTION (continued):**

	105°	110°	115°	120°	125°	130°	135°	140°	145°	150°	155°
0°	945.0	945.0	945.0	945.0	945.0	945.0	945.0	945.0	945.0	945.0	945.0
2.5°	938.9	934.8	934.8	930.7	928.6	926.6	925.5	926.6	923.5	920.4	921.4
5°	944.0	937.9	934.8	927.6	923.5	919.4	916.3	915.3	910.2	907.1	907.1
7.5°	961.5	953.3	947.1	938.9	930.7	924.5	919.4	916.3	909.1	904.0	903.0
10°	997.4	986.1	976.9	964.5	953.3	945.0	935.8	930.7	922.5	917.3	915.3
12.5°	1050.7	1034.3	1019.9	1001.5	988.1	975.8	970.7	962.5	959.4	956.3	957.4
15°	1101.0	1081.5	1068.2	1053.8	1038.4	1031.2	1021.0	1019.9	1021.0	1015.8	1015.8
17.5°	1152.3	1136.9	1121.5	1116.4	1102.0	1096.9	1089.7	1085.6	1076.4	1067.1	1055.9
20°	1205.7	1197.5	1191.3	1185.2	1182.1	1169.8	1151.3	1129.7	1100.0	1073.3	1050.7
22.5°	1274.4	1269.3	1270.3	1265.2	1248.8	1218.0	1175.9	1130.8	1082.5	1039.4	1005.6
25°	1361.6	1366.8	1360.6	1335.0	1287.8	1225.2	1160.5	1096.9	1033.3	982.0	935.8
27.5°	1472.5	1468.4	1439.6	1374.0	1292.9	1203.6	1120.5	1044.6	968.6	909.1	851.7
30°	1593.5	1563.8	1488.9	1386.3	1272.4	1164.6	1062.0	973.8	885.5	815.8	751.1
32.5°	1715.6	1630.5	1509.4	1371.9	1236.5	1109.2	994.3	890.7	789.1	711.1	636.2
35°	1808.0	1671.5	1506.3	1341.1	1182.1	1036.4	903.0	774.7	656.7	563.3	487.4
37.5°	1893.2	1694.1	1485.8	1293.9	1107.2	939.9	773.7	635.2	516.1	422.8	357.1
40°	1945.5	1692.0	1445.8	1215.9	1003.5	798.3	617.7	475.1	370.4	301.7	265.8
42.5°	1976.3	1670.5	1377.0	1112.3	860.9	639.3	455.6	327.3	263.7	234.0	217.5
45°	1991.7	1624.3	1291.9	973.8	688.5	456.6	314.0	236.0	210.4	202.1	198.0
47.5°	1982.4	1559.7	1169.8	817.8	513.1	313.0	224.7	199.1	190.9	186.8	185.7
50°	1960.9	1475.5	1041.5	648.5	364.3	224.7	188.8	181.6	178.5	177.5	175.5
52.5°	1930.1	1376.0	894.8	502.8	258.6	186.8	176.5	173.4	171.4	168.3	167.3
55°	1878.8	1252.9	745.0	370.4	207.3	176.5	171.4	170.3	166.2	163.2	161.1
57.5°	1817.2	1121.5	603.4	290.4	190.9	172.4	169.3	168.3	164.2	160.1	156.0
60°	1786.4	1029.2	496.6	251.4	187.8	174.4	172.4	170.3	165.2	159.0	153.9
62.5°	1710.5	929.7	427.9	239.1	191.9	181.6	180.6	176.5	169.3	163.2	154.9
65°	1514.5	789.1	364.3	226.8	198.0	192.9	195.0	189.8	181.6	171.4	158.0
67°	1279.6	641.3	307.8	217.5	205.2	208.3	211.4	208.3	195.0	179.6	162.1
67.5°	1215.9	597.2	292.4	214.5	207.3	211.4	216.5	213.4	199.1	181.6	164.2
70°	914.3	427.9	231.9	203.2	214.5	225.7	236.0	235.0	220.6	199.1	171.4
72.5°	632.1	292.4	187.8	189.8	208.3	228.8	242.2	248.3	234.0	208.3	175.5
75°	380.7	186.8	158.0	171.4	189.8	210.4	231.9	234.0	217.5	191.9	164.2
77.5°	186.8	134.4	130.3	135.4	152.9	170.3	179.6	168.3	158.0	140.6	130.3
80°	112.9	105.7	103.6	114.9	125.2	122.1	114.9	105.7	100.6	96.5	92.3
82.5°	94.4	95.4	97.5	99.5	97.5	86.2	73.9	67.7	63.6	63.6	64.6
85°	96.5	98.5	90.3	83.1	73.9	61.6	50.3	43.1	44.1	45.1	45.1
87.5°	74.9	71.8	63.6	52.3	42.1	30.8	24.6	20.5	22.6	21.5	23.6
90°	0.0	0.0	0.0	0.0	0.0	0.0	0.0	0.0	0.0	0.0	0.0



REPORT NUMBER: P141081

CATALOG NUMBER: ECM-E03-LED-E1-SL3-7050

**CANDELA DISTRIBUTION (continued):**

	160°	165°	170°	175°	180°
0°	945.0	945.0	945.0	945.0	945.0
2.5°	921.4	920.4	921.4	921.4	922.5
5°	905.0	903.0	903.0	904.0	904.0
7.5°	900.9	898.9	898.9	899.9	898.9
10°	915.3	914.3	916.3	915.3	915.3
12.5°	958.4	958.4	962.5	964.5	962.5
15°	1016.9	1014.8	1017.9	1018.9	1019.9
17.5°	1049.7	1040.5	1037.4	1039.4	1035.3
20°	1031.2	1015.8	1009.7	1008.7	1001.5
22.5°	978.9	956.3	947.1	943.0	934.8
25°	905.0	878.3	866.0	855.8	850.6
27.5°	816.8	783.9	766.5	758.3	755.2
30°	706.0	674.2	648.5	635.2	631.1
32.5°	582.8	536.7	510.0	493.6	482.3
35°	435.1	390.9	371.5	359.1	344.8
37.5°	316.0	289.4	272.9	264.7	261.7
40°	244.2	230.9	222.7	221.6	220.6
42.5°	211.4	205.2	204.2	202.1	200.1
45°	195.0	192.9	193.9	190.9	188.8
47.5°	183.7	182.6	182.6	180.6	179.6
50°	174.4	174.4	173.4	172.4	172.4
52.5°	166.2	167.3	167.3	165.2	165.2
55°	159.0	159.0	160.1	159.0	159.0
57.5°	153.9	152.9	153.9	153.9	153.9
60°	150.8	148.8	147.8	148.8	148.8
62.5°	147.8	144.7	143.7	143.7	144.7
65°	147.8	142.6	140.6	140.6	139.6
67°	148.8	140.6	136.5	134.4	133.4
67.5°	148.8	139.6	134.4	133.4	132.4
70°	148.8	135.4	128.3	123.1	123.1
72.5°	147.8	131.3	120.1	114.9	112.9
75°	140.6	124.2	113.9	107.7	105.7
77.5°	118.0	107.7	102.6	97.5	96.5
80°	89.3	84.1	80.0	68.7	63.6
82.5°	63.6	60.5	53.4	49.3	46.2
85°	45.1	42.1	39.0	34.9	34.9
87.5°	24.6	23.6	22.6	20.5	18.5
90°	0.0	0.0	0.0	0.0	0.0

(END OF REPORT)